



Grade Change YES User Guide

Grade Change is an online tool that can be utilized to update grades once they have been submitted.



User Guide - Grade Change

Contents

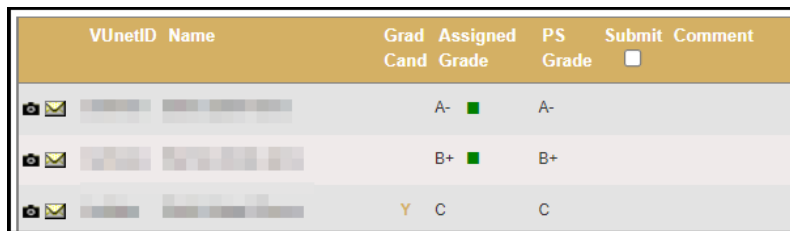
Changing a Grade – Transcription and computational error	3
Changing a Grade – Transcription and computational error (after class change period of succeeding regular semester) and other justifications	5
Temporary Grades – Changing the incomplete default grade.....	7

User Guide - Grade Change

Changing a Grade – Transcription and computational error

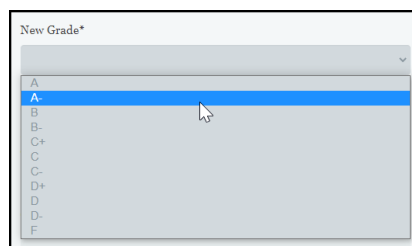
Once a grade has been submitted, if a transcription or computational error has occurred, grade changes prior to the end of the class change period of the succeeding regular semester will be routed automatically for posting to the student’s record. This option will not be available for students who have graduated or students who are in their final term—you will need to use the paper grade change form in these cases.

1. Log into YES and access the Online Grading application. Select the appropriate term from the drop-down menu and select Final Roster for the section for which you would like to submit a grade change.
2. If a grade can be changed, a green box will appear next to the grade. Click on the green box to open the Grade Change Request.



VUnetID	Name	Grad Cand	Assigned Grade	PS Grade	Submit	Comment
[Redacted]	[Redacted]		A- ■	A-	<input type="checkbox"/>	
[Redacted]	[Redacted]		B+ ■	B+	<input type="checkbox"/>	
[Redacted]	[Redacted]	Y	C	C	<input type="checkbox"/>	

3. Select a new grade from the drop-down menu.



User Guide - Grade Change

- Under Grading Error, select Yes.

Grade Change Request

HART-2362-01-Fifteenth-Century Northern European Art-2022 Spring

Instructor(s) Original Grade

B+

New Grade*

Grading Error*

Is this grade change being requested due to transcription or computational error?

Yes No (*Requires Grade Change Reason)

Grade Change Reason

Close Save Submit

- Click submit.

- The request will be routed for immediate processing and the updated grade will appear in the Online Grading application. Please give Online Grading a few minutes to update.

VUnetID	Name	Grad Cand	Assigned Grade	PS Grade	Submit	Comment
[Redacted]	[Redacted]		A-	A-	<input type="checkbox"/>	
[Redacted]	[Redacted]		B+	A-	<input type="checkbox"/>	









- Once a change has been submitted, it can no longer be changed in Online Grading. You will need to use the paper grade change form.

User Guide - Grade Change

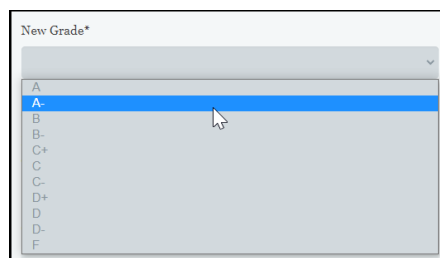
Changing a Grade – Transcription and computational error (after class change period of succeeding regular semester) and other justifications

Once a grade has been submitted, transcription or computational error changes after the end of the class change period of the succeeding regular (fall/spring) semester and grade change requests with other justifications will be routed to the appropriate authority in the school for review and approval. This option will not be available for students who have graduated or students who are in their final term—you will need to use the paper grade change form in these cases.

1. Log into YES and access the Online Grading application. Select the appropriate term from the drop-down menu and select Final Roster for the section for which you would like to submit a grade change.
2. If a grade can be changed, a green box will appear next to the grade. Click on the green box to open the Grade Change Request.

VUnetID	Name	Grad Cand	Assigned Grade	PS Grade	Submit	Comment
 	[blurred]		A- 	A-	<input type="checkbox"/>	
 	[blurred]		B+ 	B+	<input type="checkbox"/>	
 	[blurred]	Y	C	C	<input type="checkbox"/>	

3. Select a new grade from the drop-down menu.



User Guide - Grade Change

4. Select Yes or No under Grading Error. For answers of No, include a Grade Change Reason.

Grade Change Request

HART-2362-01-Fifteenth-Century Northern European Art-2022 Spring

Instructor(s) Original Grade

A- A

New Grade*

A

Grading Error*

Is this grade change being requested due to transcription or computational error?

Yes No (*Requires Grade Change Reason)

Grade Change Reason

Student resubmitted work

Close Save Submit

5. Click Submit.
6. The request will be forwarded to your school's Dean's Office for review and approval. You will be notified if the change has been denied. Otherwise, the updated grade will appear in the Online Grading application and the student will receive a notification once it has been approved.

VUnetID	Name	Grad Cand	Assigned Grade	PS Grade	Submit	Comment
[redacted]	[redacted]		A-	A	<input type="checkbox"/>	
[redacted]	[redacted]		B+	A-	<input type="checkbox"/>	

7. Once a change has been submitted, it can no longer be changed in the Online Grading application. You will need to use the paper grade change form.

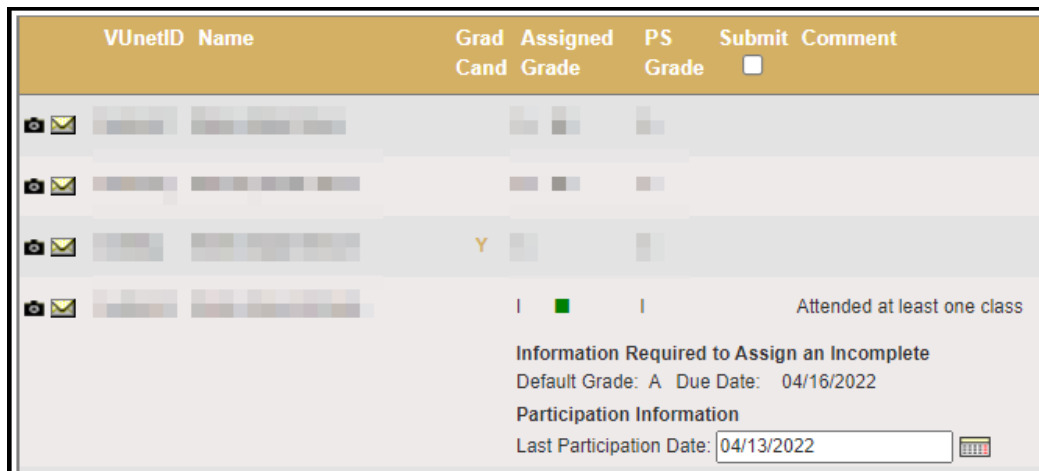
User Guide - Grade Change

Temporary Grades – Changing the incomplete default grade

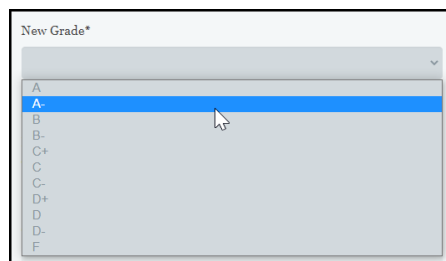
Once a temporary grade (incomplete, missed final exam, missed final exam/incomplete) is submitted, instructors will have 30 days after the due date indicated when the temporary grade was assigned to change the grade. All changes will be routed automatically to the student’s record for posting. This option will not be available for students who have graduated or students who are in their final term—you will need to use the paper grade change form in these cases.

Temporary grades that are left unchanged for more than 30 days after the established due date will be changed to the default grade indicated by the instructor without further approval or review.

1. Log into Online Grading and select Final Grade Roster.
2. If a grade can be changed, a green box will appear next to the grade. Click on the green box to open the Grade Change Request.

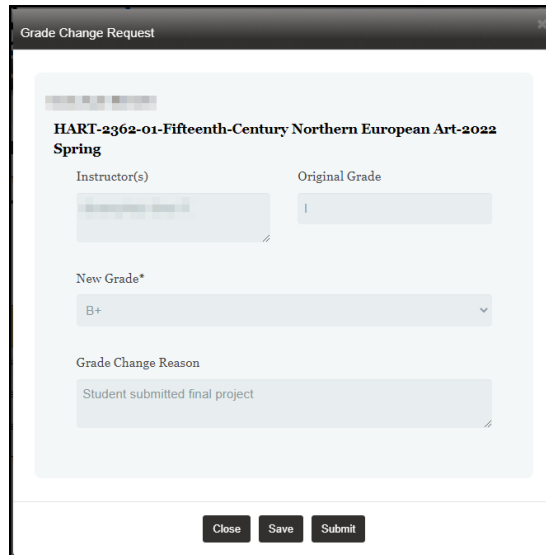


3. Select a new grade from the drop-down menu.

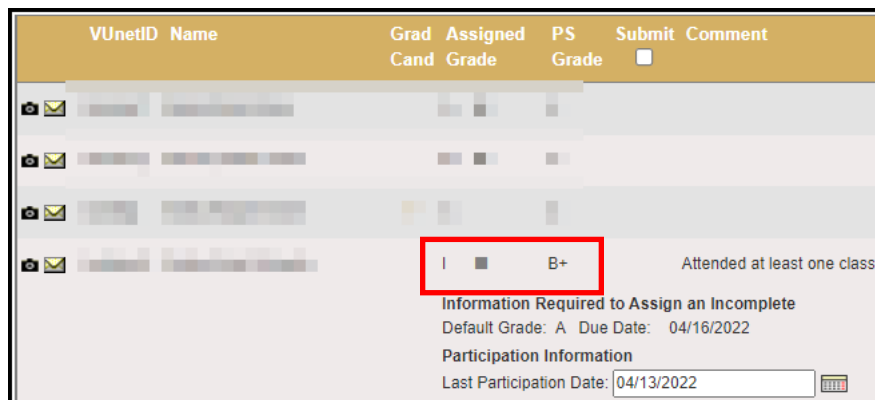


User Guide - Grade Change

4. Include a Grade Change Reason and click Submit.



5. The request will be routed for immediate processing and the updated grade will appear in the Online Grading application. Please give Online Grading a few minutes to update.



VUnetID	Name	Grad Cand	Assigned Grade	PS Grade	Submit	Comment
[blurred]	[blurred]	[blurred]	[blurred]	[blurred]	[blurred]	[blurred]
[blurred]	[blurred]	[blurred]	[blurred]	[blurred]	[blurred]	[blurred]
[blurred]	[blurred]	[blurred]	[blurred]	[blurred]	[blurred]	[blurred]
[blurred]	[blurred]	[blurred]	I	B+	[blurred]	Attended at least one class

Information Required to Assign an Incomplete
Default Grade: A Due Date: 04/16/2022
Participation Information
Last Participation Date: 04/13/2022

6. Once a change has been submitted, it can no longer be changed in Online Grading. You will need to use the paper grade change form.

Please contact the YES Help Line at yes@vanderbilt.edu or 615-343-4306 if you have questions or need additional assistance.