



YES User Guide

YES Mobile

YES Mobile is available at <https://yes.vanderbilt.edu/mobile>.

Enrolling in a class

1. Log in and click on the magnifying glass to search for classes.

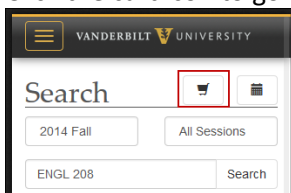


2. Enter your criteria in the box and click Search. Click the green box with the plus to add the class to your cart.

A message displays that you have successfully added a class to your cart:



3. Click the cart icon to go to your class cart.

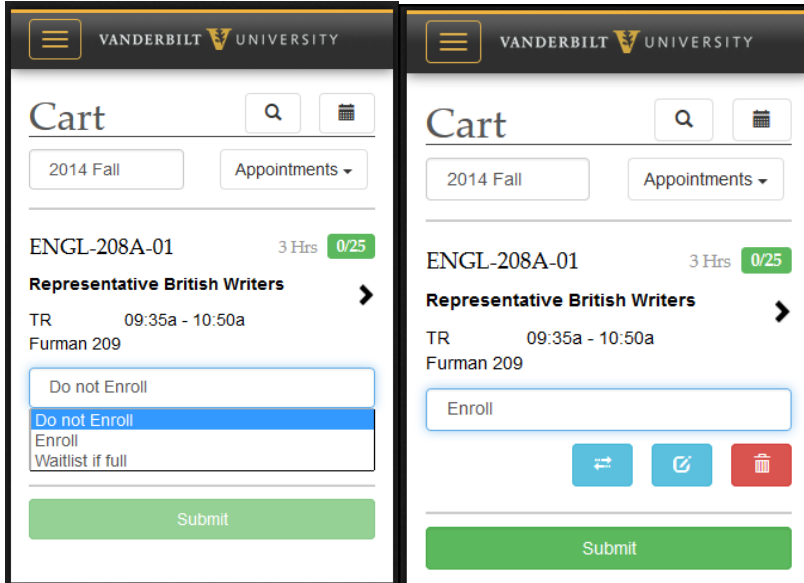




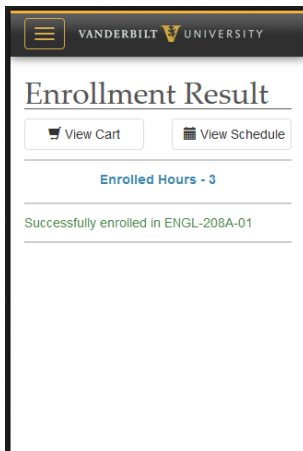
YES User Guide

YES Mobile

4. Use the pull-down to select either *Enroll* or *Waitlist if Full*. The *Submit* button will change to a brighter green once you've selected an action.



You'll receive a message for successful enrollments:



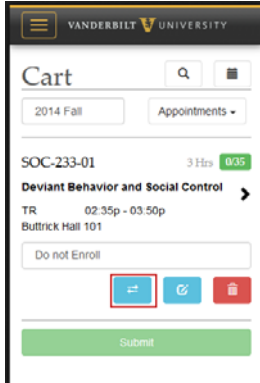


YES User Guide

YES Mobile

Swapping a class

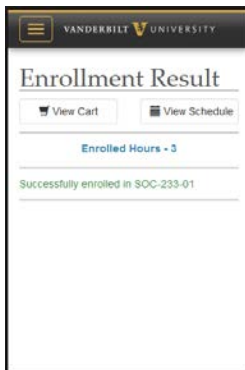
1. Navigate to your class cart and click the swap icon to select the class you want to swap.



2. Select the swap button under your currently enrolled class.



3. You will receive a message if your class was successfully swapped.



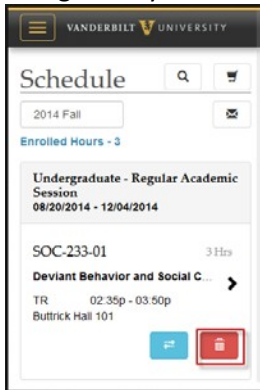


YES User Guide

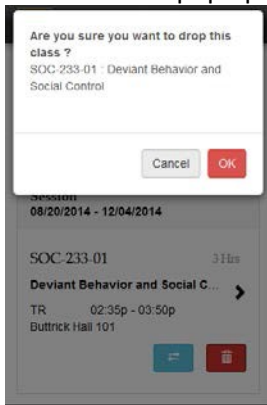
YES Mobile

Dropping a class

1. Navigate to your schedule and click the trash can icon to select the class you want to drop.



2. A window will pop up asking if you're sure, click OK.



3. The class is now removed from your schedule.

